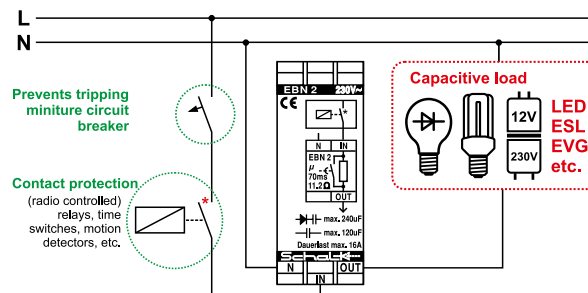
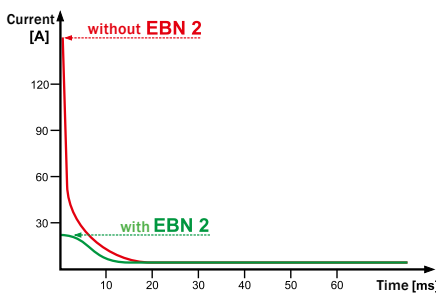



# Power-on surge limiter

Protection for upstream relay contacts

## Power-on surge under control!

- ✓ limits capacitive inrush currents, prevents relay contacts sticking
- ✓ simple installation upstream of load
- ✓ Rail-mounting or flush-mounting versions



Modern energy-saving lamps such as LED bulbs or energy saving bulbs (and almost all electronic power supplies or ballasts) cause extremely high inrush currents up to 100A due to their capacitive switch-on characteristic! These current peaks often result in glued or welded relay contacts.

### EBN 2

Rail-mounting version for up to 16A continuous load

### EBN U2

Flush-mounting version (installation socket) for up to 10A continuous load

QR-Info

